

Write your name here			
Surname		Other names	
Pearson Edexcel International GCSE		Centre Number	Candidate Number
		<input type="text"/> <input type="text"/> <input type="text"/> <input type="text"/> <input type="text"/>	<input type="text"/> <input type="text"/> <input type="text"/> <input type="text"/>
<h1 style="margin: 0;">English Language B</h1> <h2 style="margin: 0;">Paper 1</h2>			
Wednesday 24 January 2018 – Morning Time: 3 hours		Paper Reference 4EB0/01	
You must have: Extracts Booklet (enclosed)			Total Marks <input style="width: 50px; height: 30px;" type="text"/>

Instructions

- Use **black** ink or ball-point pen.
- **Fill in the boxes** at the top of this page with your name, centre number and candidate number.
- Answer **all** questions in Section A and B and **one** question in Section C.
- Answer the questions in the spaces provided
– *there may be more space than you need.*

Information

- The total mark for this paper is 100.
- The marks for **each** question are shown in brackets
– *use this as a guide as to how much time to spend on each question.*
- Dictionaries may **not** be used in this examination.

Advice

- Read each question carefully before you start to answer it.
- Check your answers if you have time at the end.
- You are reminded of the importance of clear English and careful presentation in your answers.

Turn over ►

P52993A

©2018 Pearson Education Ltd.

1/1/1/1




Pearson

SECTION A

The following questions are based on Text One and Text Two in the Extracts Booklet.

You should spend about 40 minutes answering the questions in this section.

Read Text One in the Extracts Booklet, adapted from an article called 'So you're lost in the wilderness – these tips could save your life'.

1 Name **two** places where the writer has been lost.

1

.....

2

.....

(Total for Question 1 = 2 marks)

2 According to the writer, people who go hiking often carry items to help them survive.
Name **two** tools that the writer mentions.

1

.....

2

.....

(Total for Question 2 = 2 marks)

3 In lines 11–28 the writer gives useful advice.

In your own words, give **three** examples of what you should do when you first discover you are lost.

1

.....

2

.....

3

.....

(Total for Question 3 = 3 marks)

DO NOT WRITE IN THIS AREA

DO NOT WRITE IN THIS AREA

DO NOT WRITE IN THIS AREA

DO NOT WRITE IN THIS AREA

DO NOT WRITE IN THIS AREA

DO NOT WRITE IN THIS AREA



4 The writer gives some additional advice on what to do if you are lost in daylight.

Using lines 38–48, **in your own words**, give examples of what he suggests you should do.

(Total for Question 4 = 3 marks)

5 In lines 50–54, the writer tries to reassure the reader.

Suggest **two** reasons why he believes that getting lost is not always a disaster.

1

2

(Total for Question 5 = 2 marks)

DO NOT WRITE IN THIS AREA

DO NOT WRITE IN THIS AREA

DO NOT WRITE IN THIS AREA

DO NOT WRITE IN THIS AREA

DO NOT WRITE IN THIS AREA

DO NOT WRITE IN THIS AREA



P 5 2 9 9 3 A 0 3 2 0

Now read Text Two, adapted from an article called 'Getting Lost'.

6 In lines 6–12, the writer has some problems.

Give **two** examples of the difficulties he faced.

1

2

(Total for Question 6 = 2 marks)

7 Using lines 13–24, state **three** things the writer did to help him find his way to the bus terminal.

1

2

3

(Total for Question 7 = 3 marks)

8 The writer makes some comments about his experience of getting lost.

Using lines 26–34, explain what he says **in your own words**.

(Total for Question 8 = 3 marks)

DO NOT WRITE IN THIS AREA

DO NOT WRITE IN THIS AREA

DO NOT WRITE IN THIS AREA

DO NOT WRITE IN THIS AREA

DO NOT WRITE IN THIS AREA

DO NOT WRITE IN THIS AREA



9 In lines 35–47, the writer makes some points about what he has learned.

In your own words, identify **two** of his points and give a quotation from the text to support **each** point.

(i) Point

Quotation

(ii) Point

Quotation

(Total for Question 9 = 4 marks)

DO NOT WRITE IN THIS AREA

DO NOT WRITE IN THIS AREA

DO NOT WRITE IN THIS AREA

DO NOT WRITE IN THIS AREA

DO NOT WRITE IN THIS AREA

DO NOT WRITE IN THIS AREA



P 5 2 9 9 3 A 0 5 2 0

Refer to **BOTH** Text One AND Text Two to answer the following question.

10 Which text is better at presenting the writer's views about being lost?

You may choose **either** Text One **or** Text Two but you must explain your choice carefully.

Give **two** reasons why you chose this text and **one** reason for not choosing the other text.

You may wish to comment on the writers' language and techniques.

You should support your points with evidence from the texts.

(6)

DO NOT WRITE IN THIS AREA

DO NOT WRITE IN THIS AREA

DO NOT WRITE IN THIS AREA

DO NOT WRITE IN THIS AREA

DO NOT WRITE IN THIS AREA

DO NOT WRITE IN THIS AREA



DO NOT WRITE IN THIS AREA

DO NOT WRITE IN THIS AREA

DO NOT WRITE IN THIS AREA

DO NOT WRITE IN THIS AREA

DO NOT WRITE IN THIS AREA

Grid area for writing answers.

(Total for Question 10 = 6 marks)

TOTAL FOR SECTION A = 30 MARKS



SECTION B

Use ideas from BOTH Text One AND Text Two in the Extracts Booklet to answer this question.

You are advised to spend one hour on this section.

11 You have been asked by your school or college to give a talk to your peers with the title 'Being Lost'.

Write the text of your talk.

You should include:

- what the experience of being lost might be like
- advice about how to find your way back
- what can be learned from the experience.

Think carefully about the purpose of your talk and the audience for whom it is intended.

(35)

DO NOT WRITE IN THIS AREA

DO NOT WRITE IN THIS AREA

DO NOT WRITE IN THIS AREA

DO NOT WRITE IN THIS AREA

DO NOT WRITE IN THIS AREA

DO NOT WRITE IN THIS AREA




DO NOT WRITE IN THIS AREA

DO NOT WRITE IN THIS AREA



P 5 2 9 9 3 A 0 9 2 0



DO NOT WRITE IN THIS AREA

DO NOT WRITE IN THIS AREA

DO NOT WRITE IN THIS AREA

DO NOT WRITE IN THIS AREA

DO NOT WRITE IN THIS AREA

DO NOT WRITE IN THIS AREA



DO NOT WRITE IN THIS AREA


DO NOT WRITE IN THIS AREA

DO NOT WRITE IN THIS AREA

DO NOT WRITE IN THIS AREA

DO NOT WRITE IN THIS AREA





DO NOT WRITE IN THIS AREA

DO NOT WRITE IN THIS AREA

DO NOT WRITE IN THIS AREA

DO NOT WRITE IN THIS AREA

DO NOT WRITE IN THIS AREA

DO NOT WRITE IN THIS AREA



DO NOT WRITE IN THIS AREA

DO NOT WRITE IN THIS AREA

DO NOT WRITE IN THIS AREA

DO NOT WRITE IN THIS AREA

DO NOT WRITE IN THIS AREA

DO NOT WRITE IN THIS AREA

Large grid area for writing answers.

(Total for Question 11 = 35 marks)

TOTAL FOR SECTION B = 35 MARKS



SECTION C

You should spend one hour on this section.

Do not retell the events from Text One or Text Two in the Extracts Booklet.

12 Write approximately 400 words on **one** of the following:

EITHER

(a) 'We rely on modern technology too much.' Discuss.

(35)

OR

(b) Write a story (true or imaginary) entitled 'The Right Choice'.

(35)

OR

(c) Describe your favourite time of day.

(35)

Indicate which question you are answering by marking a cross in the box ☒. If you change your mind, put a line through the box ~~☒~~ and then indicate your new question with a cross ☒.

Chosen question number: **Question 12(a)** ☒ **Question 12(b)** ☒
Question 12(c) ☒

DO NOT WRITE IN THIS AREA

DO NOT WRITE IN THIS AREA

DO NOT WRITE IN THIS AREA

DO NOT WRITE IN THIS AREA

DO NOT WRITE IN THIS AREA

DO NOT WRITE IN THIS AREA



DO NOT WRITE IN THIS AREA

DO NOT WRITE IN THIS AREA

DO NOT WRITE IN THIS AREA

DO NOT WRITE IN THIS AREA

DO NOT WRITE IN THIS AREA

DO NOT WRITE IN THIS AREA



Handwriting practice grid with red lines and a dotted midline.

DO NOT WRITE IN THIS AREA

DO NOT WRITE IN THIS AREA

DO NOT WRITE IN THIS AREA

DO NOT WRITE IN THIS AREA

DO NOT WRITE IN THIS AREA

DO NOT WRITE IN THIS AREA



DO NOT WRITE IN THIS AREA

DO NOT WRITE IN THIS AREA

DO NOT WRITE IN THIS AREA

DO NOT WRITE IN THIS AREA

DO NOT WRITE IN THIS AREA



Handwriting practice grid with red lines and a central grid area.

DO NOT WRITE IN THIS AREA

DO NOT WRITE IN THIS AREA

DO NOT WRITE IN THIS AREA

DO NOT WRITE IN THIS AREA

DO NOT WRITE IN THIS AREA

DO NOT WRITE IN THIS AREA



DO NOT WRITE IN THIS AREA

DO NOT WRITE IN THIS AREA

DO NOT WRITE IN THIS AREA

DO NOT WRITE IN THIS AREA

DO NOT WRITE IN THIS AREA

DO NOT WRITE IN THIS AREA

Grid area for writing answers.

(Total for Question 12 = 35 marks)

TOTAL FOR SECTION C = 35 MARKS

TOTAL FOR PAPER = 100 MARKS



P 5 2 9 9 3 A 0 1 9 2 0

DO NOT WRITE IN THIS AREA

DO NOT WRITE IN THIS AREA

DO NOT WRITE IN THIS AREA

BLANK PAGE



Pearson Edexcel International GCSE

English Language B

Paper 1

Wednesday 24 January 2018 – Morning

Extracts Booklet

Paper Reference

4EB0/01

Do not return this Extracts Booklet with the question paper.

Turn over ►

P52993A

©2018 Pearson Education Ltd.

1/1/1



P 5 2 9 9 3 A



Pearson

Text One

So you're lost in the wilderness – these tips could save your life by Mark Jenkins



If you hike a lot, you'll occasionally get lost. I've been lost in the remote wildernesses of Tibet and in the Sahel desert outside Timbuktu, in the Himalayan mountains of Bhutan, and in the mountains not 30 miles from my home. Unless you get lost and find your way out frequently, being lost will not feel comfortable. You might well begin to panic. The trick is to let your panic pass.

5

People who get lost and die in the wilderness often have all they need in their backpack to survive. These items are commonly called the 10 essentials: food, water, pocket knife, first aid kit (with whistle), map and compass, raincoat, extra clothes, matches/lighter, sunglasses/sunscreen and headlamp.

There is a useful acronym for what to do when you're lost: STOP.

10

S is to simply stop. Frantically moving faster will only get you more lost. Sit, and breathe deeply (short quick breaths only increase the symptoms of anxiety – light headedness, trembling, confusion). With any luck, you will calm down and rational thinking will take over again.

T stands for think. Ask yourself some basic questions. Which direction were you going? What was the last landmark you recognised? How long ago was that? How far have you come since? Most people travel only about two miles per hour. Where was the last time you knew where you were?

15

O is for observe. Look around you: can you see any landmarks? Can you recognise a craggy mountain top or a valley? Try to find what you see around you on the map. Get out your camera, go back through the pictures you took and do the same thing. Think about time. How long have you been hiking? How do you feel? How long before sunset?

20

What is the weather doing? What is the weather forecast? Is there natural shelter nearby? Is there dry fuel for a fire?

P means plan. Don't move until you have a plan. (If and when you do move, do so methodically and carefully.) If you whistle, might someone hear you? Do you have enough daylight to try to retrace your route? Should you consider building a fire because it is almost dark? 25

And finally – can you make a call? Can you text? If you do get through, can you tell anyone where you are? Having a mobile phone doesn't, and shouldn't, mean you'll be saved. You should first try to save yourself. One of the many reasons for going into the wilderness is to have the opportunity to be more self-reliant. Getting lost is one of those opportunities. 30

So let's say your mobile phone has no coverage and you don't know how to use a map and compass and you didn't take any pictures and you're a little panicky – the average lost person. What should you do? Should you stay or should you go? 35

It depends.

If you still have lots of daylight, it is often worth trying to retrace your path. Leave obvious landmarks (little stone heaps, piles of branches) all along your return path. If you don't reach a trail, and find yourself even more lost and confused, just start heading downhill. 40

If it's nearing night, stay put. First, get warm. Put on your extra layers. Try to find a natural shelter that might afford some protection from wind and rain. Collect fuel and start a small fire. In the morning, reassess. If you think you might be able to retrace your steps back to a known location, try it, leaving landmarks along the way. If this is not possible, whistle loudly, hang all your bright clothes on tree branches, build an SOS of rocks or branches in a clearing, use a mirror to bounce the sunlight in multiple directions, move to the top of a hill to get mobile phone reception. 45

If you do all these things, the chances are you'll be found.

Thousands of hikers get lost every year and manage to find their way out (usually with a great story about narrowly escaping disaster). A few navigational skills and the right equipment are useful, but common sense and composure are paramount. The truth is, getting lost doesn't kill anybody. You don't die from not knowing where you are – you die from bad decisions. 50

Text Two

Getting Lost by Matt Inman



I recently wrote about my solo weekend getaway to Korea's Boseong Green Tea Fields. What I did not mention was that on my way to the fields I got utterly lost.

My whole intention of this weekend trip was to have a mini-journey. I thank the universe for smartphones because without mine I wouldn't have had the slightest clue of where to go. But just because I had my smartphone with me did not mean I would not get lost. 5

I hopped on the bus and tried to relax with a book. Focusing on the book was difficult because I had never done this journey before and I was not sure I was on the right bus for the Green Tea Fields. After about one hour, the bus came to a big city so I guessed we were in Daejeon where I had to change buses. The last stop for the bus was some random street on the outskirts of town. I tried to ask the bus driver how to get to the bus terminal for the bus to Boseong but my Korean is virtually non-existent so, despite his seeming kindness, he was of no help to me. 10

At this point in the story I should mention that it was raining and that I also had an injured foot. You can now picture me limping around a completely foreign city in the pouring rain. I searched for the location of the bus terminal using Google Maps and discovered that it was on the entire opposite side of the city. I knew where I had to go but didn't know how to get there because it was so far away. I started walking towards the terminal, hoping I would find an easier way to get there. 15

As the rain began to pick up, I kept wandering the streets, with only a general idea of where I needed to be headed. Finally, after about thirty minutes, I stumbled upon an entrance to the subway. I quickly (my battery was close to dying) downloaded the subway app for Daejeon and found the stop closest to the bus terminal. After twenty minutes on the subway, I reached the bus terminal. At 11 pm, six hours later than I had anticipated, I was in Boseong. 20

Lesson Learned

25

My guess is that this story would sound like a nightmare for a person who does not travel: 'Wasted' time, walking in the rain with no umbrella, in the middle of nowhere and essentially unable to communicate with anyone.

All of these things can be extremely frustrating but as I walked down those unknown streets with a limp and rain falling on my face, I couldn't help but smile. If I had been angry and frustrated by my mistake, would that have helped my situation? Of course not. Instead, I would have only been miserable for the duration of the trip. I revel in the fact that I was frustrated for only ten seconds. I was simply content to be doing something that invigorated me, something that made me feel alive.

30

When you allow yourself to 'go with the flow' as some people say, you may even find that more incredible things happen than would have happened had your plans gone to perfection. Nothing unexpectedly awesome happened on my trip but I did get to see a new city (Daejeon) that I otherwise wouldn't have seen. Plus, getting lost makes for a much better story than if I had just gone straight to Boseong with no issues on the way. Where would have been the fun in that?

35


40

Travel has taught me to relish the times when things don't go as planned. On the road, things are always going to happen that change any plans you have. Like travel, there are so many things in life that we simply cannot control. When you fully realise this, you start to see that it's actually silly to get upset when things take a different course than you wanted. If you can learn to travel without concrete ideas of how you want things to go and instead be willing to let go of expectations, there's no telling where the roads will take you.

45

BLANK PAGE





BLANK PAGE



BLANK PAGE

Sources taken/adapted from:

<https://www.theguardian.com/travel/2016/may/31/wilderness-survival-outdoor-gear-life-saving-tips-hiking-camping>

<http://etramping.com/lesson-road-story-getting-lost/>

Every effort has been made to contact copyright holders to obtain their permission for the use of copyright material. Pearson Education Ltd. will, if notified, be happy to rectify any errors or omissions and include any such rectifications in future editions.