

Write your name here

Surname	Other names
---------	-------------

**Pearson Edexcel**  
**International GCSE**

Centre Number

--	--	--	--	--

Candidate Number

--	--	--	--

# Mathematics B

## Paper 2R



Thursday 8 June 2017 – Morning

**Time: 2 hours 30 minutes**

Paper Reference

**4MB0/02R**

**You must have:** Ruler graduated in centimetres and millimetres, protractor, compasses, pen, HB pencil, eraser, calculator. Tracing paper may be used.

Total Marks

### Instructions

- Use **black** ink or ball-point pen.
- **Fill in the boxes** at the top of this page with your name, centre number and candidate number.
- Answer **all** questions.
- Answer the questions in the spaces provided  
– *there may be more space than you need.*
- **Calculators may be used.**

### Information

- The total mark for this paper is 100.
- The marks for **each** question are shown in brackets  
– *use this as a guide as to how much time to spend on each question.*

### Advice

- Read each question carefully before you start to answer it.
- Check your answers if you have time at the end.
- Without sufficient working, correct answers may be awarded no marks.

Turn over ►

P48467A

©2017 Pearson Education Ltd.

1/1/1/



Pearson



**Question 1 continued**

DO NOT WRITE IN THIS AREA

DO NOT WRITE IN THIS AREA

DO NOT WRITE IN THIS AREA

Handwriting practice area with horizontal dotted lines.

**(Total for Question 1 is 7 marks)**



P 4 8 4 6 7 A 0 3 3 6



**Question 2 continued**

DO NOT WRITE IN THIS AREA

DO NOT WRITE IN THIS AREA

DO NOT WRITE IN THIS AREA

Handwriting practice area with horizontal dotted lines.

**(Total for Question 2 is 6 marks)**



3

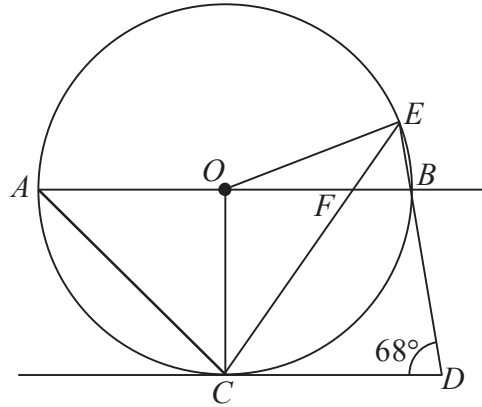
Diagram NOT  
accurately drawn

Figure 1

Figure 1 shows a circle with centre  $O$ . The points  $A$ ,  $C$ ,  $B$  and  $E$  lie on the circle.  $AOB$  is a diameter of the circle and  $DC$  is the tangent to the circle at  $C$ .  $CFE$  and  $DBE$  are straight lines.  $AB$  is parallel to  $CD$  and  $\angle CDE = 68^\circ$

- (a) Write down the size of  $\angle OCD$  (1)
- (b) Find the size of  $\angle OAC$  (1)
- (c) Giving reasons, find the size in degrees of
- (i)  $\angle FBE$  (2)
- (ii)  $\angle CEB$  (2)
- (iii)  $\angle EFB$  (2)
- (d) Find the size, in degrees, of the obtuse angle  $AOE$ . (1)

.....

.....

.....

.....

.....

.....



**Question 3 continued**

DO NOT WRITE IN THIS AREA

DO NOT WRITE IN THIS AREA

DO NOT WRITE IN THIS AREA

Handwriting practice area with horizontal dotted lines.

**(Total for Question 3 is 9 marks)**



P 4 8 4 6 7 A 0 7 3 6

4

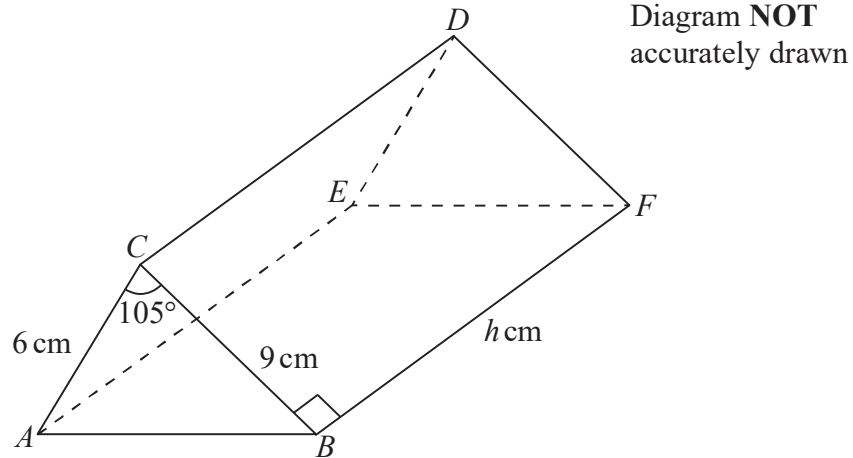


Figure 2

Figure 2 shows a solid triangular prism  $ABCDEF$ .  
 $AC = 6$  cm,  $BC = 9$  cm and angle  $ACB = 105^\circ$

(a) Calculate the length, in cm to 3 significant figures, of  $AB$ . (3)

(b) Calculate the area, in  $\text{cm}^2$  to 3 significant figures, of triangle  $ABC$ . (2)

$BF = h$  cm and angle  $CBF = 90^\circ$

The volume of the prism is  $352$   $\text{cm}^3$

(c) Calculate the value, to 3 significant figures, of  $h$ . (2)

(d) Calculate the total surface area, in  $\text{cm}^2$  to 3 significant figures, of the prism. (2)

.....

.....

.....

.....

.....

.....

.....

.....

$$\left[ \begin{array}{l} \text{Area of triangle} = \frac{1}{2} ab \sin C \\ \text{Cosine rule: } a^2 = b^2 + c^2 - 2bc \cos A \end{array} \right]$$





**Question 4 continued**

DO NOT WRITE IN THIS AREA

DO NOT WRITE IN THIS AREA

DO NOT WRITE IN THIS AREA

Handwriting practice area with horizontal dotted lines.



**Question 4 continued**

Handwriting practice area with 20 horizontal dotted lines.

DO NOT WRITE IN THIS AREA

DO NOT WRITE IN THIS AREA

DO NOT WRITE IN THIS AREA



**Question 4 continued**

DO NOT WRITE IN THIS AREA

DO NOT WRITE IN THIS AREA

DO NOT WRITE IN THIS AREA

Handwriting practice area with horizontal dotted lines.

**(Total for Question 4 is 9 marks)**



P 4 8 4 6 7 A 0 1 1 3 6

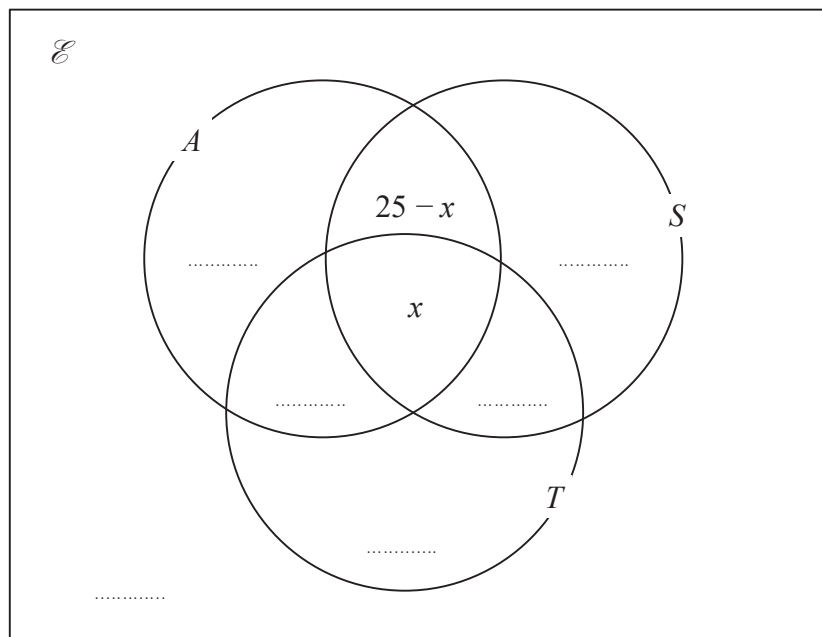
- 5 A travel agent asked each person in a random sample of 100 people if they have visited any of Australia ( $A$ ), Sri Lanka ( $S$ ) and Thailand ( $T$ ).

Here is some information about their answers.

$$n(\mathcal{E}) = 100, n(A) = 55, n(S) = 48, n(T) = 43, n(A \cap S) = 25, n(S \cap T) = 21,$$

$$n(A \cap T) = 23, n([A \cup S \cup T]') = 7, n(A \cap S \cap T) = x$$

This information is to be shown in a Venn diagram. The Venn diagram has been started below.



- (a) Complete the Venn diagram to show the number of elements in each appropriate subset. (3)
- (b) Calculate the value of  $x$  (2)
- (c) Find  $n([A \cup S] \cap T)$  (2)

One person is selected at random from the 100 people in the sample.  
Given that this person has visited Australia,

- (d) find the probability that this person has also visited Sri Lanka. (1)



**Question 5 continued**

DO NOT WRITE IN THIS AREA

DO NOT WRITE IN THIS AREA

DO NOT WRITE IN THIS AREA

Handwriting practice area with horizontal dotted lines.

**(Total for Question 5 is 8 marks)**



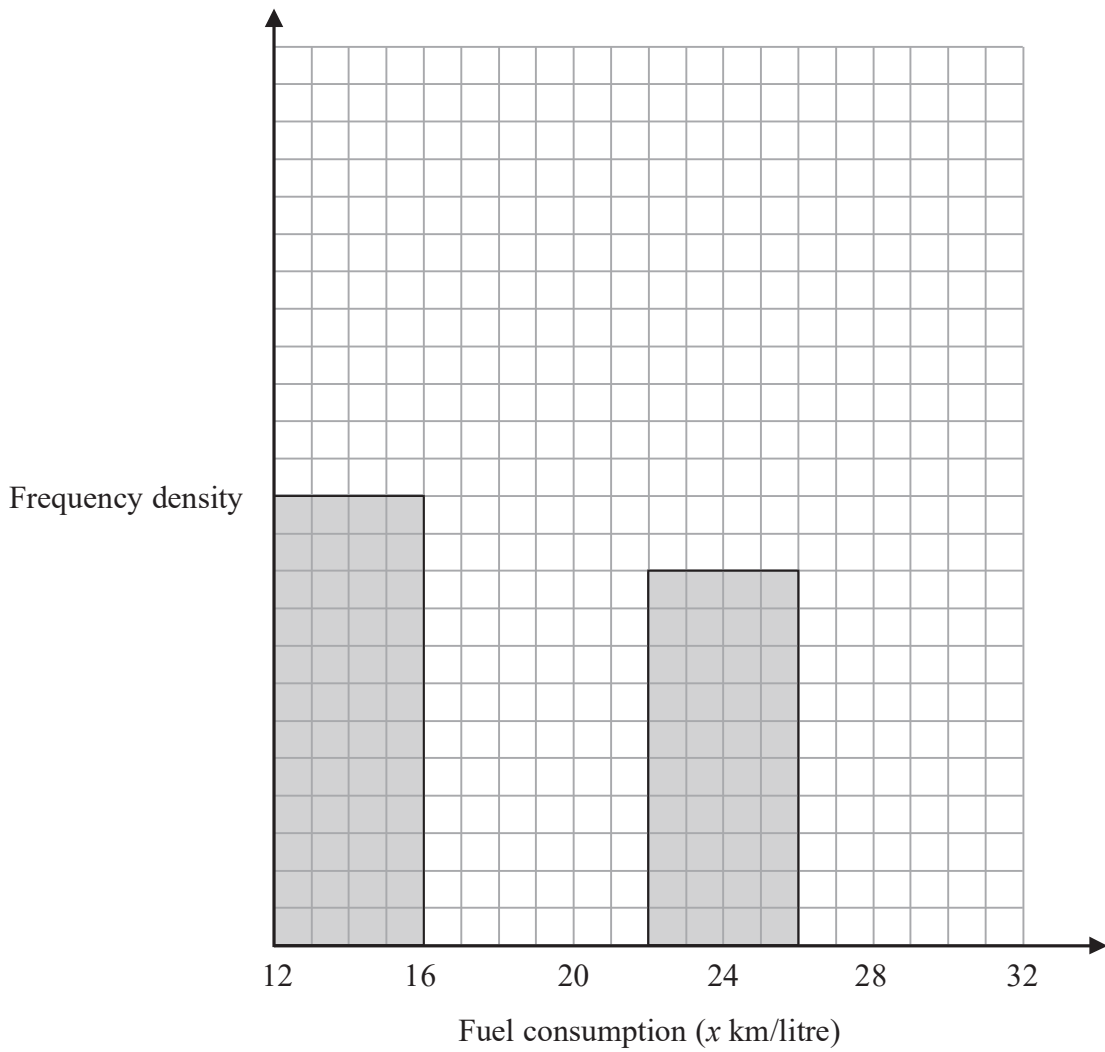


Question 6 continued

DO NOT WRITE IN THIS AREA

DO NOT WRITE IN THIS AREA

DO NOT WRITE IN THIS AREA



.....

.....

.....

.....

.....

.....

.....

.....

.....

.....

Turn over for a spare grid if you need to redraw your histogram.



P 4 8 4 6 7 A 0 1 5 3 6

**Question 6 continued**

Handwriting practice area with 20 horizontal dotted lines.

DO NOT WRITE IN THIS AREA

DO NOT WRITE IN THIS AREA

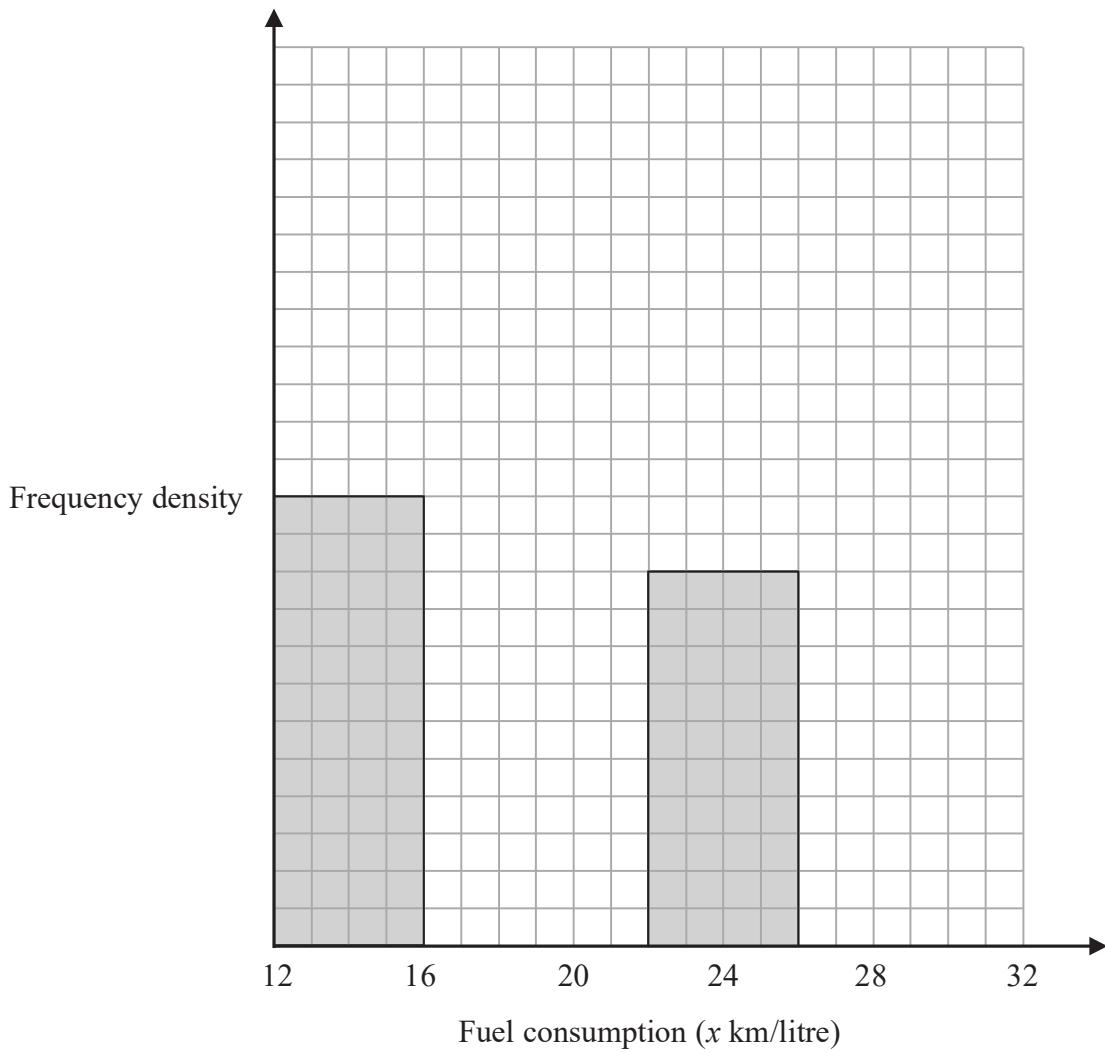
DO NOT WRITE IN THIS AREA





Question 6 continued

Only use this grid if you need to redraw your histogram.



DO NOT WRITE IN THIS AREA

DO NOT WRITE IN THIS AREA

DO NOT WRITE IN THIS AREA

.....

.....

.....

.....

.....

.....

.....

.....

.....

.....

(Total for Question 6 is 9 marks)



P 4 8 4 6 7 A 0 1 7 3 6



**Question 7 continued**

DO NOT WRITE IN THIS AREA

DO NOT WRITE IN THIS AREA

DO NOT WRITE IN THIS AREA

Handwriting practice area with 28 horizontal dotted lines.



**Question 7 continued**

Handwriting practice area with 20 horizontal dotted lines.

DO NOT WRITE IN THIS AREA

DO NOT WRITE IN THIS AREA

DO NOT WRITE IN THIS AREA



**Question 7 continued**

DO NOT WRITE IN THIS AREA

DO NOT WRITE IN THIS AREA

DO NOT WRITE IN THIS AREA

Area with horizontal dotted lines for writing.

**(Total for Question 7 is 11 marks)**



P 4 8 4 6 7 A 0 2 1 3 6

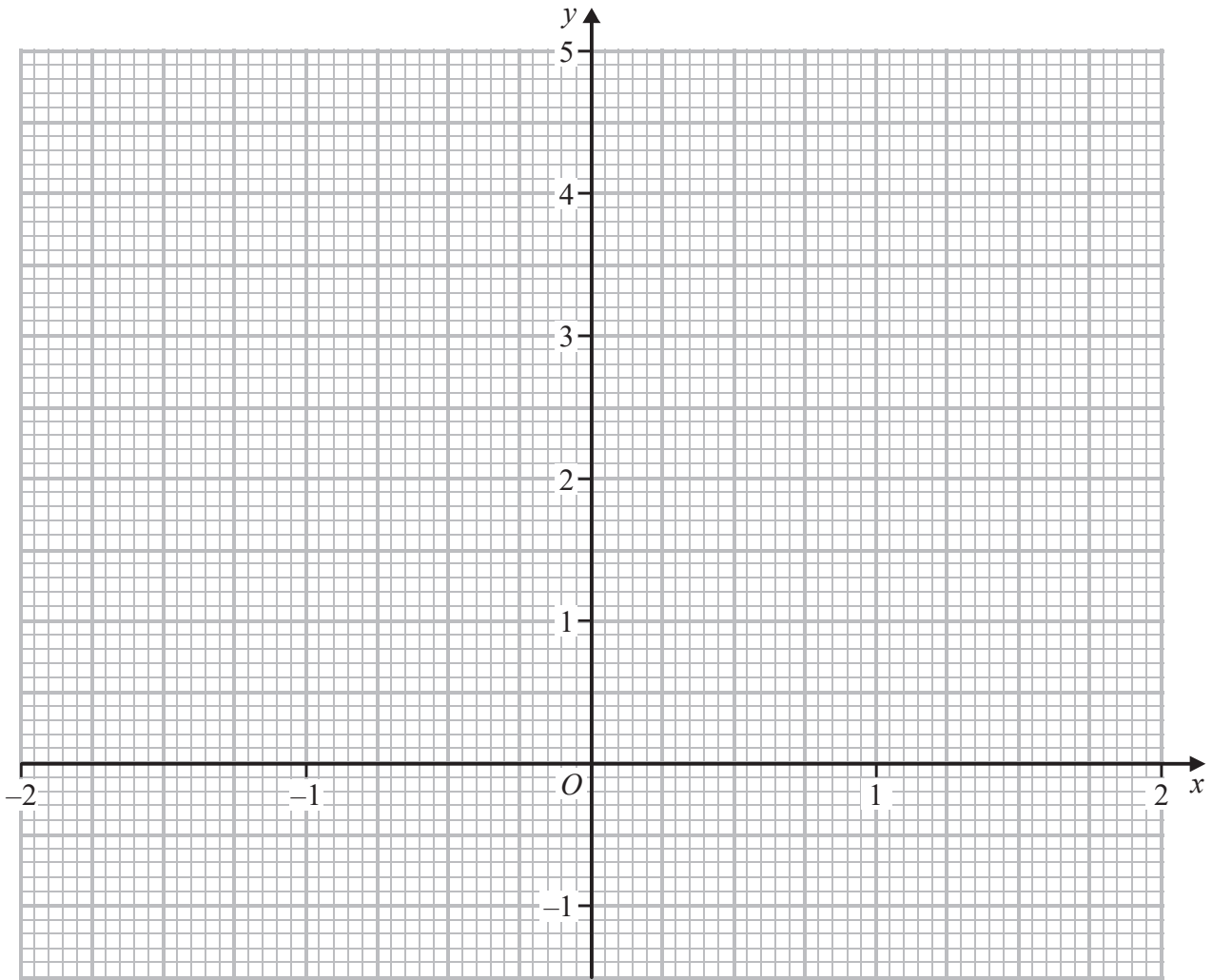


Question 8 continued

DO NOT WRITE IN THIS AREA

DO NOT WRITE IN THIS AREA

DO NOT WRITE IN THIS AREA



.....

.....

.....

.....

.....

.....

.....

.....

.....

.....

Turn over for a spare grid if you need to redraw your curve.



P 4 8 4 6 7 A 0 2 3 3 6

**Question 8 continued**

Handwriting practice area with 20 horizontal dotted lines.

DO NOT WRITE IN THIS AREA

DO NOT WRITE IN THIS AREA

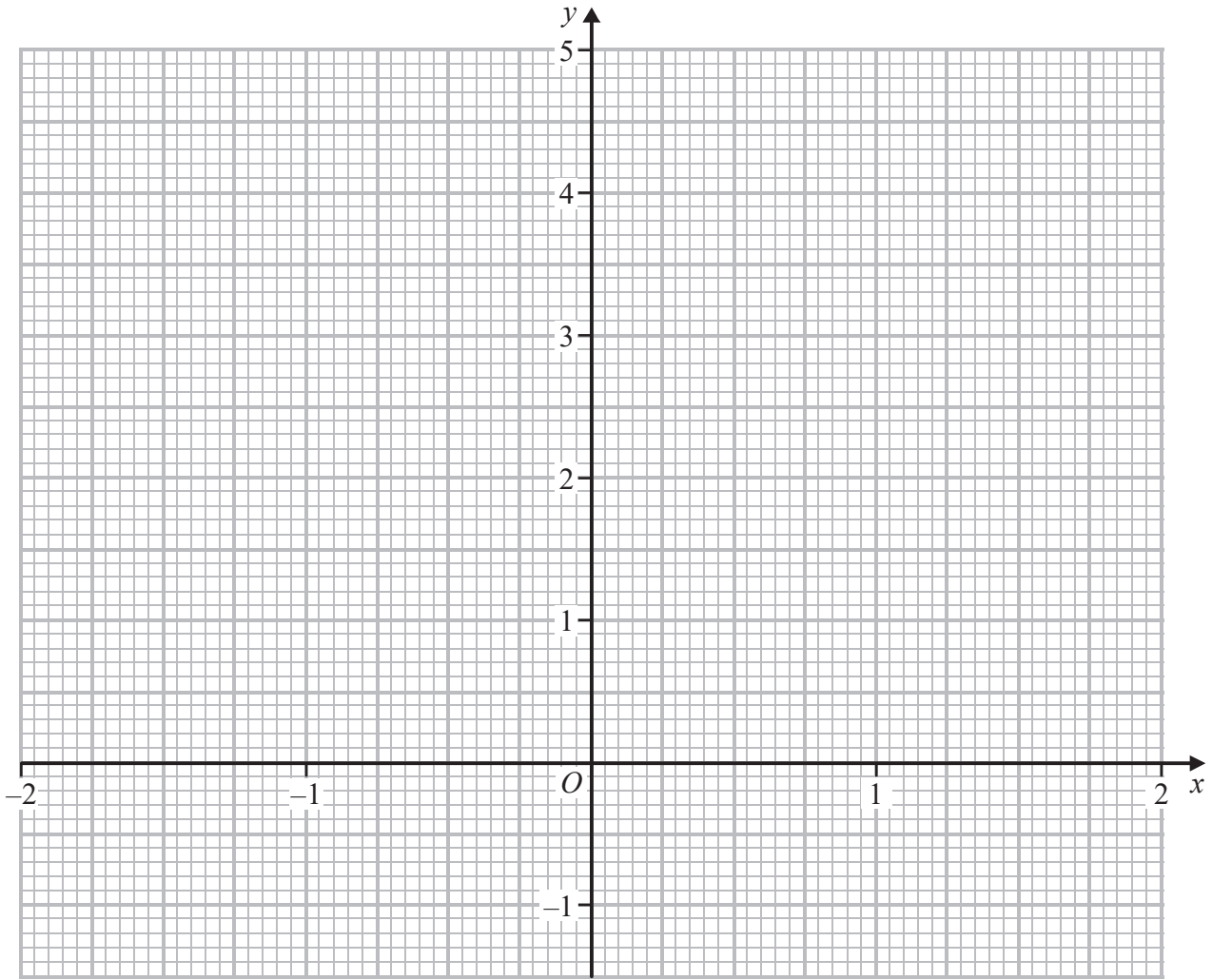
DO NOT WRITE IN THIS AREA





Question 8 continued

Only use this grid if you need to redraw your curve.



DO NOT WRITE IN THIS AREA

DO NOT WRITE IN THIS AREA

DO NOT WRITE IN THIS AREA

.....

.....

.....

.....

.....

.....

.....

.....

.....

.....

(Total for Question 8 is 12 marks)



P 4 8 4 6 7 A 0 2 5 3 6

9

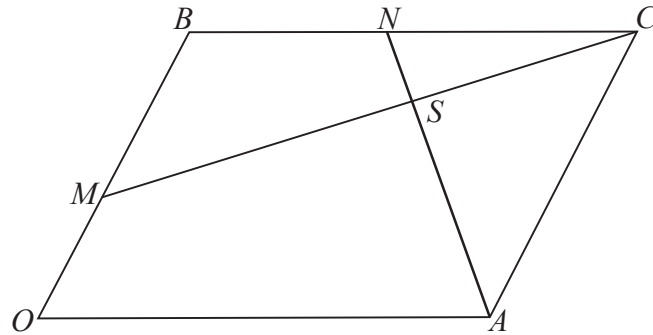


Diagram NOT accurately drawn

Figure 3

Figure 3 shows a parallelogram  $OACB$  in which  $\vec{OA} = 8\mathbf{a}$  and  $\vec{OB} = 6\mathbf{b}$ .  
 The point  $M$  lies on  $OB$  such that  $OM:MB = 1:2$   
 $N$  is the midpoint of  $BC$ .

(a) Find, in terms of  $\mathbf{a}$  or  $\mathbf{b}$ , or  $\mathbf{a}$  and  $\mathbf{b}$ ,

- (i)  $\vec{MB}$
- (ii)  $\vec{MC}$
- (iii)  $\vec{NA}$

(3)

The lines  $MC$  and  $AN$  intersect at the point  $S$ .

Given that  $\vec{NS} = \lambda\vec{NA}$ , where  $\lambda$  is a scalar,

(b) find, in terms of  $\lambda$ ,  $\mathbf{a}$  and  $\mathbf{b}$ ,

- (i)  $\vec{NS}$
- (ii)  $\vec{MS}$

(2)

Given also that  $\vec{MS} = \mu\vec{MC}$ , where  $\mu$  is a scalar,

(c) write down an expression for  $\vec{MS}$  in terms of  $\mu$ ,  $\mathbf{a}$  and  $\mathbf{b}$ .

(1)

(d) Hence find the value of  $\lambda$  and the value of  $\mu$

(5)

The area of parallelogram  $OACB$  is 80 square units.

(e) Find the area of

- (i) triangle  $CAN$ ,
- (ii) triangle  $CNS$ .

(2)

.....

.....

.....

DO NOT WRITE IN THIS AREA

DO NOT WRITE IN THIS AREA

DO NOT WRITE IN THIS AREA



**Question 9 continued**

DO NOT WRITE IN THIS AREA

DO NOT WRITE IN THIS AREA

DO NOT WRITE IN THIS AREA

Handwriting practice area with 28 horizontal dotted lines.



**Question 9 continued**

Area with horizontal dotted lines for writing.

DO NOT WRITE IN THIS AREA

DO NOT WRITE IN THIS AREA

DO NOT WRITE IN THIS AREA



**Question 9 continued**

DO NOT WRITE IN THIS AREA

DO NOT WRITE IN THIS AREA

DO NOT WRITE IN THIS AREA

Area with horizontal dotted lines for writing.

**(Total for Question 9 is 13 marks)**





**Question 10 continued**

DO NOT WRITE IN THIS AREA

DO NOT WRITE IN THIS AREA

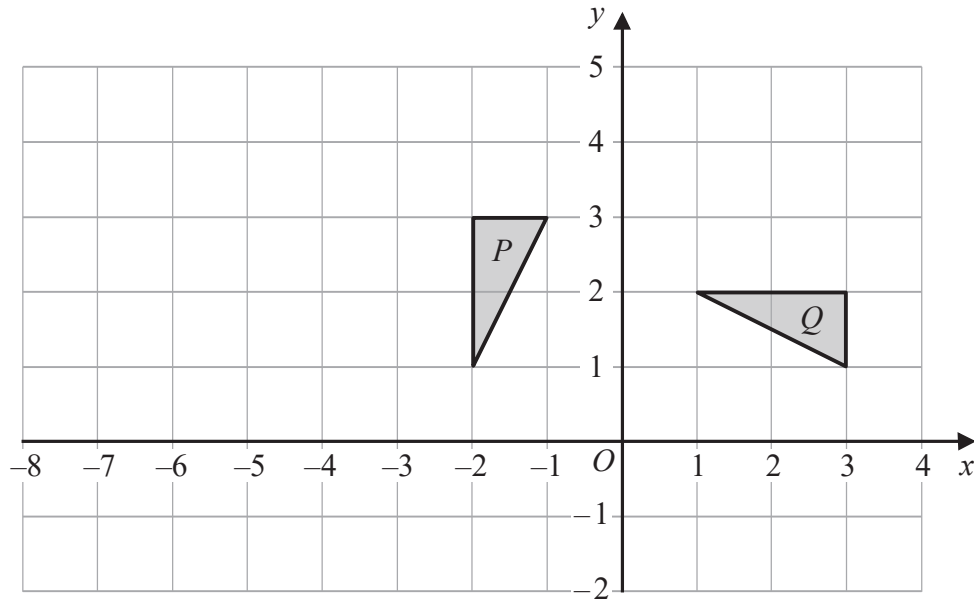
DO NOT WRITE IN THIS AREA

Area with horizontal dotted lines for writing.

**(Total for Question 10 is 6 marks)**



11



Triangles  $P$  and  $Q$  are shown on the grid.

- (a) Write down the coordinates of the vertices of triangle  $Q$ . (1)
- (b) Describe fully the **single** transformation that maps triangle  $P$  onto triangle  $Q$ . (3)
- (c) Find the matrix that represents the transformation that maps triangle  $P$  onto triangle  $Q$ . (1)

Triangle  $Q$  is transformed to triangle  $R$  under the transformation with matrix  $\mathbf{M}$  where

$$\mathbf{M} = \begin{pmatrix} -1 & -2 \\ 0 & 2 \end{pmatrix}$$

- (d) Find the coordinates of the vertices of  $R$ . (2)
- (e) Find the matrix of the transformation that maps triangle  $P$  onto triangle  $R$ . (3)

.....

.....

.....

.....

.....

.....

.....

.....

.....

.....

DO NOT WRITE IN THIS AREA

DO NOT WRITE IN THIS AREA

DO NOT WRITE IN THIS AREA





**Question 11 continued**

DO NOT WRITE IN THIS AREA

DO NOT WRITE IN THIS AREA

DO NOT WRITE IN THIS AREA

Handwriting practice area with 28 horizontal dotted lines.



P 4 8 4 6 7 A 0 3 3 3 6

**Question 11 continued**

Handwriting practice area with 20 horizontal dotted lines.

DO NOT WRITE IN THIS AREA

DO NOT WRITE IN THIS AREA

DO NOT WRITE IN THIS AREA



**Question 11 continued**

DO NOT WRITE IN THIS AREA

DO NOT WRITE IN THIS AREA

DO NOT WRITE IN THIS AREA

Handwriting practice area with 28 horizontal dotted lines.



**Question 11 continued**

Area with horizontal dotted lines for writing.

DO NOT WRITE IN THIS AREA

DO NOT WRITE IN THIS AREA

DO NOT WRITE IN THIS AREA

**(Total for Question 11 is 10 marks)**

**TOTAL FOR PAPER IS 100 MARKS**

